

European Spine Review & Cadaver Course 2019

Organizers:



World Spinal Column Society

4th Department of Neurosurgery, "Henry Dunant" Hospital

15 & 16 02 | 2019

www.cervicalspine2019.com

Part 1 : Cervical Spine

Venues

"Henry Dunant" Hospital Amphitheatre

Laboratory of Anatomy, Medical School - University of Athens

15 FEBRUARY 2019

8.00 – 8.30 Registration

8.30 – 10.50 Session 1

Chairs: K. Saoud, M. Fratzoglou

8.30 – 8.35 Welcome and small subjects
I. Polythodorakis

8.35 – 8.50 Fundamentals of Biomechanics

8.50 – 8.55 Anatomy of Cervical Spine
V. Martinos

8.55 – 9.00 Cervical Sagittal Balance
V. Lykomitros

9.00 – 9.10 Craniocervical Pathologies and Approaches
M. Zileli

9.10 – 9.20 Current Strategies in Cranio-cervical Stabilization

9.20 – 9.30 Cervical Arthroplasty: Indications, Tips, Tricks
P. Pereira

9.30 – 9.40 Surgical treatment of odontoid fractures
D. Bouramas

9.40 – 9.50 Cervical Subaxial Trauma
N. Peev

9.50 – 10.00 Ventral Approaches and Techniques/Tricks
A. Shad

10.00 – 10.10 Spine Vascular Pathologies
P. Papanagiotou

European Spine Review & Cadaver Course 2019

Organizers:

World Spinal Column Society

4th Department of Neurosurgery, "Henry Dunant" Hospital

15 & 16 02 | 2019

www.cervicalspine2019.com

Part 1 : Cervical Spine

Venues

"Henry Dunant" Hospital Amphitheatre

Laboratory of Anatomy, Medical School – University of Athens

15 FEBRUARY 2019

10.10 – 10.20 Cervical Deformity Diagnosis and Treatment
V. Lykomitros

10.20 – 10.30 Pain Management in Cervical Spine Pathologies
A. Karanastasi

10.30 – 10.40 Electrophysiological Monitoring in Spine Surgery
T. Imtiaz

10.40 – 10.50 Cases
Moderator:

10.50 – 11.00 Coffee break

11.00 – 13.05 Session 2

Chairs: L. Angelov

11.00 – 11.15 Interventional Pain Procedures in the neck: Part 1
(Percutaneous block and lesioning of greater and lesser occipital nerves and third occipital nerve)
A. Lemonis

11.15 – 11.25 Interventional Pain Procedures in the neck: Part 2
(Percutaneous interlaminar and transforaminal block of the cervical epidural space)
N. Peev

11.25 – 11.35 Interventional Pain Procedures in the neck: Part 3
(Percutaneous block and lesioning of the cervical facet joint)
N. Zafiris

11.35 – 11.40 Interventional Pain Procedures in the neck: Part 4
(Percutaneous discography of the cervical discs)
A. Kelekis

11.40 – 11.45 Interventional Pain Procedures in the neck: Part 5
(Percutaneous block of the phrenic nerve and the stellate ganglion)
N. Zafiris

European Spine Review & Cadaver Course 2019

Organizers:

 World Spinal Column Society

4th Department of Neurosurgery, "Henry Dunant" Hospital


15 & 16 02 | 2019

www.cervicalspine2019.com

Part 1 : Cervical Spine

Venues

 "Henry Dunant" Hospital Amphitheatre

 Laboratory of Anatomy, Medical School – University of Athens

15 FEBRUARY 2019

- 11.45 – 11.55 Approach related complications
S. Papastefanou
- 11.55 – 12.05 Treatment Options in Tumor Surgery
L. Angelov
- 12.05 – 12.15 Cervical corpectomy
I. Polythodorakis
- 12.15 – 12.25 Oblique Corpectomy
S. Naderi
- 12.25 – 12.35 Cervical plating - which type of plate for which indication?
K. Barkas
- 12.35 – 12.45 Infections and spondyloliscitis – treatment options
I. Liveris
- 12.45 – 12.55 Rheumatoid Disease affection of the Cervical Spine
A. Saoud
- 12.55 – 13.05 Complications and Avoidance in Cervical Spine Surgery
N. Peev
- 13.05 – 13.25 Lunch
- 13.25 Transition to Lab and Instructor Meeting
- 13:30 – 15.00 Lab 1: Trans-Oral and Whitesides Approach**
- 15.00 – 15.10 Dorsal Decompression Techniques
L. Tacconi
- 15.10 – 15.20 Dorsal Subaxial Fixation
S. Vaishya
- 15.20 – 15.30 Instrumentation and Construct Design
A. Spiliotopoulos

European Spine Review & Cadaver Course 2019

Organizers:

 World Spinal Column Society


4th Department of Neurosurgery, "Henry Dunant" Hospital


15 & 16 02 | 2019

www.cervicalspine2019.com

Part 1 : Cervical Spine

Venues

 "Henry Dunant" Hospital Amphitheatre

 Laboratory of Anatomy, Medical School – University of Athens

15 FEBRUARY 2019

- | | |
|---------------|--|
| 15.30 – 15.45 | Translaminar Screws in Spine Trauma
<i>K. Paterakis</i> |
| 15.45 – 16.00 | Cases: The Decision-Making Process
<i>A. Saoud,</i> |
| 16.00 – 16.15 | Coffee break |
| 16:15 – 18.00 | Lab 2: Ventral Exposures and Instrumentation |

European Spine Review & Cadaver Course 2019

Organizers:

 World Spinal Column Society

4th Department of Neurosurgery, "Henry Dunant" Hospital


15 & 16 02 | 2019

www.cervicalspine2019.com

Part 1 : Cervical Spine

Venues

 "Henry Dunant" Hospital Amphitheatre

 Laboratory of Anatomy, Medical School – University of Athens

16 FEBRUARY 2019

08.00 – 09.00	Session 3
Chairs:	K. Kouzelis, K. Vlachos
08.00 – 08.10	Kyphoplasty in Cervical Conditions <i>V. Lykomitros</i>
08.10 – 08.20	MIS Cervical Techniques <i>J. Oertel</i>
08.20 – 08.30	Peds Spine Trauma: Injury Pattern vs Adult <i>C. Charitidis</i>
08.30 – 08.40	Update in Spinal Cord Injury <i>K. Saoud</i>
08.40 – 08.50	Olfactory mucosa autograft transplantation in chronic patients after spinal cord injury <i>C. Gogos</i>
08.50 – 09.00	Cervical Injuries in Sports <i>O. Paxinos</i>
09.00 – 10.45	Lab 3: MIS and Interventional Pain Techniques
10.45 – 11.00	Coffee break
11.00 – 13.00	Lab 4: Occipito Cervical Dorsal Exposure and Instrumentation
13.00 – 13.25	Lunch
13.25 – 14.00	Cases <i>A. Saoud, K. Barkas and Lecturing Faculty</i>
14.00 – 16.00	Lab 5: Cervicothoracic Dorsal Exposure Instrumentation and Deformity
16.00 – 16.15	Cases <i>S. Vaishya, A. Petsanas and Lecturing Faculty</i>